

# I-30/MACARTHUR BUSINESS CENTER

## Building 5 – 83,561 SF

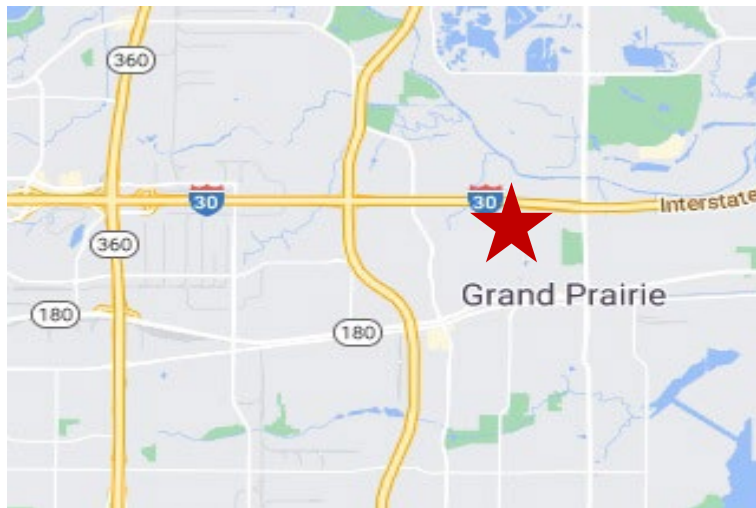
2303 E INTERSTATE 30  
Grand Prairie, Texas

25,137 SF  
AVAILABLE

OFFICE  
WAREHOUSE,  
LIGHT ASSEMBLY  
AND  
FULFILLMENT  
USES

### PROPERTY HIGHLIGHTS

- New construction
- Delivers January 2022
- Building totals 83,561 SF
- 2,051 SF Office space + 23,086 SF warehouse space
- 24' clear height to bottom of joists
- Ample parking available – Approximately 23 spaces
- 120' truck court depth
- 160' building depth
- Three (3) 9' x 10' dock high overhead doors
- Two (2) 12' x 14' overhead doors with ramp
- Class IV Fire Protection System
- Roof Insulation- R-9
- I-30 freeway exposure
- Direct accessibility going east and west on I-30 via MacArthur



# I-30/MACARTHUR BUSINESS CENTER

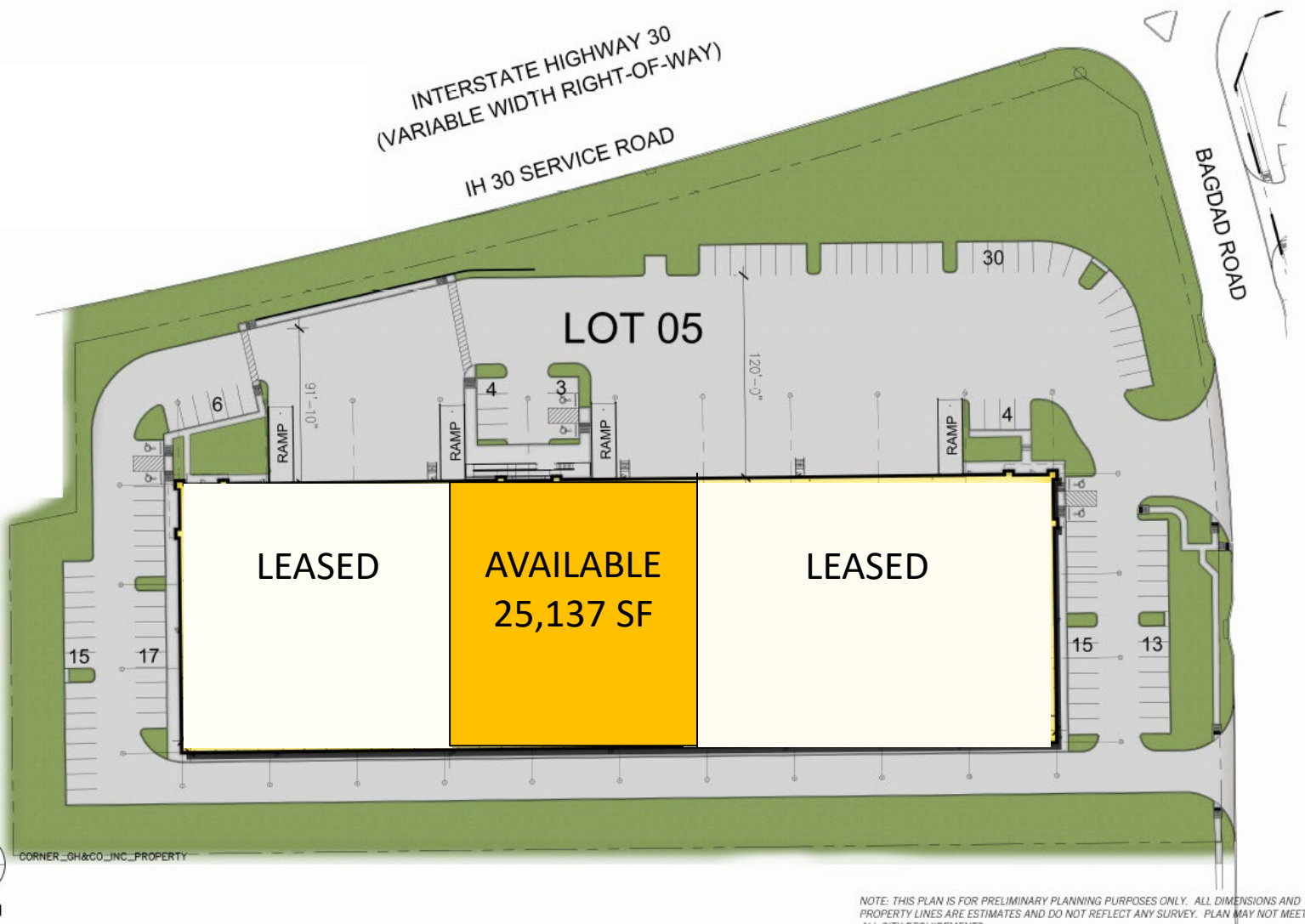
2303 E INTERSTATE 30  
Grand Prairie, Texas



# I-30/MACARTHUR BUSINESS CENTER

2303 E INTERSTATE 30

Grand Prairie, Texas



## CONTACTS

**TOM KUHLMANN** Executive Vice President  
[tkuhlmann@lpc.com](mailto:tkuhlmann@lpc.com) | 214.740.3363

**MICHAEL PEINADO** Senior Vice President  
[mpeinado@lpc.com](mailto:mpeinado@lpc.com) | 214.740.3356

**GIL STROUBE** Vice President  
[gstroube@lpc.com](mailto:gstroube@lpc.com) | 214.740.3427

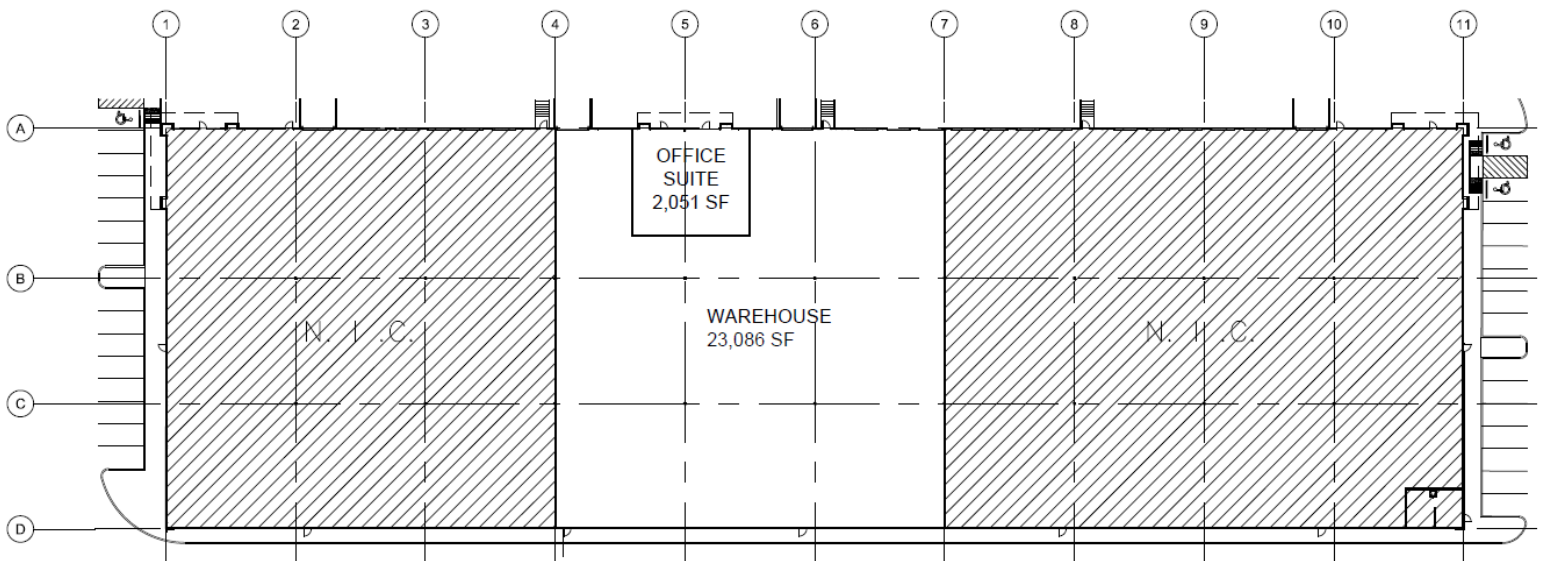
**LINCOLN  
PROPERTY  
COMPANY**



# I-30/MACARTHUR BUSINESS CENTER

2303 E INTERSTATE 30

Grand Prairie, Texas



## CONTACTS

**TOM KUHLMANN** Executive Vice President  
[tkuhlmann@lpc.com](mailto:tkuhlmann@lpc.com) | 214.740.3363

**MICHAEL PEINADO** Senior Vice President  
[mpeinado@lpc.com](mailto:mpeinado@lpc.com) | 214.740.3356

**GIL STROUBE** Vice President  
[gstroube@lpc.com](mailto:gstroube@lpc.com) | 214.740.3427

**LINCOLN  
PROPERTY  
COMPANY**

# I-30/MACARTHUR BUSINESS CENTER

2303 E INTERSTATE 30

Grand Prairie, Texas



## CONTACTS

**TOM KUHLMANN** Executive Vice President  
[tkuhlmann@lpc.com](mailto:tkuhlmann@lpc.com) | 214.740.3363

**MICHAEL PEINADO** Senior Vice President  
[mpeinado@lpc.com](mailto:mpeinado@lpc.com) | 214.740.3356

**GIL STROUBE** Vice President  
[gstroube@lpc.com](mailto:gstroube@lpc.com) | 214.740.3427